

# spirax sarco

## S6 Austenitic Stainless Steel Separator

### Description

The S6 is an austenitic stainless steel (316L) baffle type separator used for the removal of entrained liquids in steam, compressed air and gas systems.

### Optional extras

Insulation jackets are available which will increase the performance of the separator, (see TI-P138-01).

### Standards

This product fully complies with the requirements of the European Pressure Equipment Directive 97/23/EC and carries the **CE** mark when so required.

### Certification

This product is available with certification to EN 10204 3.1. **Note:** All certification/inspection requirements must be stated at the time of order placement.

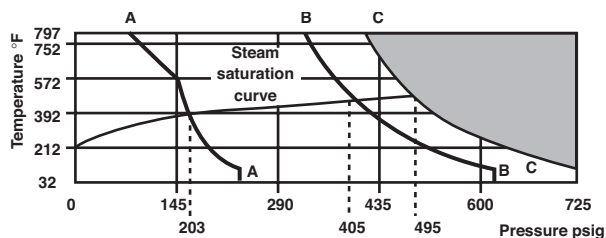
### Sizes and pipe connections

1/2", 3/4", 1", 1 1/4", 1 1/2" and 2"

Screwed BSP or NPT, butt weld, socket weld.

Flanged ANSI Class 150 or 300 with screwed NPT drain and air vent.

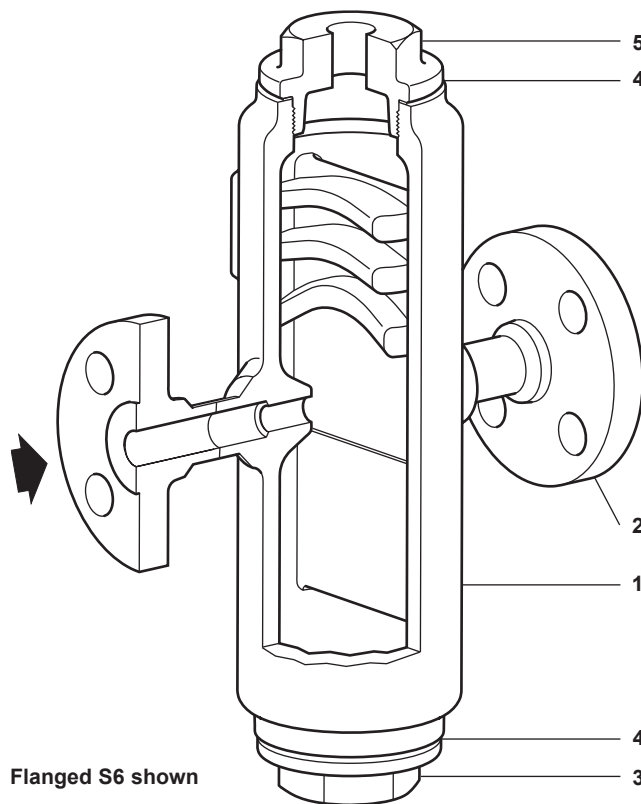
### Pressure / temperature limits



The product must not be used in this region.

- \*PMO Maximum operating pressure for saturated steam
- A - A Flanged ANSI Class 150
- B - B Flanged ANSI Class 300
- C - C Screwed NPT, socket weld and butt weld

Body design conditions		PN50/ASME 300	
PMA	Maximum allowable pressure	725 psig @ 122°F	
TMA	Maximum allowable temperature	797°F @ 406 psig	
Minimum allowable temperature		14°F	
PMO	Maximum operating pressure for saturated steam service	ASME 150	165 psig
		ASME 300	405 psig
		Scrd / SW / BW	495 psig
TMO	Maximum operating temperature	797°F @ 406 psig	
Minimum operating temperature		32°F	
Designed for a maximum cold hydraulic test pressure of 1111 psig			



Flanged S6 shown

### Capacities

See TIS 7.003A US

### Materials

No. Part	Material	
1 Body	Austenitic stainless steel 316L	ASTM A351CF3M
2 Flange	Austenitic stainless steel	ASTM A182 F316L
3 Cap	Austenitic stainless steel	ASTM A351 Gr. CF8M (316)
4 Cap gasket	Reinforced exfoliated graphite	
5 Cap	Austenitic stainless steel	ASTM A351 Gr. CF8M (316)

# S6 Austenitic Stainless Steel Separator

## Dimensions (approximate) in inches and (mm)

Size	Screwed SW, BW A	ASME 150 A	ASME 300 A	B	C	D	F	G	H
DN15 - 1/2"	5.12" (130)	8.03" (204)	8.03" (204)	5.91" (150)	11.57" (294)	2.68" (68)	1"	1/2"	3.54" (90)
DN20 - 3/4"	5.12" (130)	8.35" (212)	8.35" (212)	5.75" (146)	13.66" (347)	2.68" (68)	1"	1/2"	3.54" (90)
DN25 - 1"	7.01" (178)	10.24" (260)	10.24" (260)	6.71" (170.5)	15.20" (386)	2.68" (68)	1"	1/2"	5.00" (127)
DN32 - 1 1/4"	7.48" (190)	10.79" (274)	10.79" (274)	7.68" (195)	17.32" (440)	2.68" (68)	1"	1/2"	5.55" (141)
DN40 - 1 1/2"	8.66" (220)	12.20" (310)	12.20" (310)	8.19" (208)	20.00" (508)	2.68" (68)	1"	1"	6.61" (168)
DN50 - 2"	8.43" (214)	12.20" (310)	12.20" (310)	8.19" (208)	21.97" (558)	2.68" (68)	1"	1"	6.61" (168)

## Weights/volume

(approximate) in pounds and US gallons (kg and litres)

Size	Weight Scrd/SW/BW Flanged	Weight Flanged	Volume Scrd/SW/BW Flanged	Volume Flanged
DN15 - 1/2"	12.8" (5.8)	16.3" (7.4)	0.2" (0.71)	0.2" (0.72)
DN20 - 3/4"	15.0" (6.8)	20.0" (9.1)	0.2" (0.90)	0.24" (0.92)
DN25 - 1"	26.2" (11.9)	32.6" (14.8)	0.75" (2.83)	0.76" (2.86)
DN32 - 1 1/4"	35.1" (15.9)	41.0" (18.6)	1.1" (4.15)	1.1" (4.19)
DN40 - 1 1/2"	48.5" (22.0)	56.2" (25.5)	1.8" (6.93)	1.85" (7.00)
DN50 - 2"	52.7" (23.9)	64.2" (29.1)	2.0" (7.74)	2.1" (7.88)

## Safety information, installation and maintenance

For full details see the Installation and Maintenance Instructions (IM-P023-55) supplied with the product.

### Installation note:

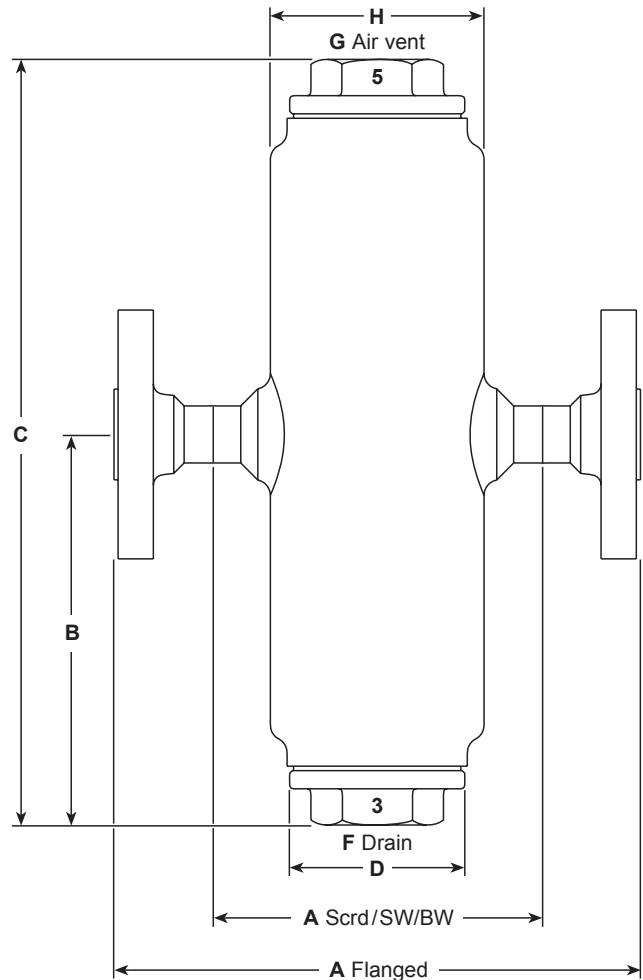
Install in a horizontal pipeline with the drain directly below.  
To ensure that any separated liquid is drained quickly, a suitable steam trap/liquid drainer must be connected to the drain connection.  
For those steam systems where air can be present, air can collect in the upper portion of the separator. In this situation a suitable air vent should be connected to the air vent connection.  
If an air vent is not being fitted then the connection must have the plastic transit protection plug removed and must have a stainless steel class 3000 lb plug fitted.

### Disposal:


The product is recyclable. No ecological hazard is anticipated with disposal providing due care is taken.

### How to order

**Example:** 1 off Spirax Sarco 3/4" S6 separator with an austenitic stainless steel body flanged to ANSI 150.



### Recommended tightening torques

Items	 (mm)	lb - ft (N m)
3 and 5	1.8" A/F (46 A/F)	133-148 (180-200)